

Universal agricultural, construction & heavy plant Minimess® pressure test kit

Minimess® Monster Junior



A universal pressure testing service tool for service engineers & maintenance professionals. Developed for those servicing a wide range of different mobile hydraulics machinery and manufacturers.

Agricultural
Construction
Off Road
Heavy Plant
Lifting & Platforms




Minimess® Monster Junior


Adaptors & connections overview

The Minimess® monster junior test kit comes with a huge range of test point adaptors to Minimess® 1620 series connection, allowing for simple & safe tool-free connection to almost any test point variant fitted to mobile hydraulic machinery. To create connection into hydraulic lines, the kit comes with a selection of selectable male / swivel female test tees with Minimess® 1620 test points fitted to suit either BSP, metric, JIC or ORFS hose and pipework, all with blanking caps and plugs to seal off the lines, if required.


Minimess® 1620		✓ Amman ✓ Gehl ✓ Ingersoll ✓ Terex	✓ Case ✓ Hyundai ✓ Rand	✓ Claas ✓ JCB ✓ Marini	✓ Demag ✓ LiuGong ✓ Wirtgen
Diagnostic flat faced quick release		✓ Bobcat ✓ Dresser ✓ John Deere ✓ Massey Ferguson	✓ Caterpillar ✓ Gehl ✓ Manitowoc	✓ Claas ✓ Genie ✓ New Holland ✓ Fendt	✓ Case ✓ Grove ✓ Terex
Diagnostic quick release with internal probe		✓ Komatsu	✓ Hitachi		
Diagnostic quick release with internal probe		✓ Volvo	✓ Hiab		
Minimess® 1615		✓ Volvo ✓ Case	✓ Samsung		
Minimess® 1215		✓ Kawasaki ✓ Daweoo	✓ Doosan ✓ Claas		
5/8" BSF test plug		✓ JCB			




OR



OR



OR



BSP 60° coned male / Swivel female with blanking plugs and caps.


Metric 24° DKO male / Swivel female with blanking plugs and caps.

JIC 37° flare male / Swivel female with blanking plugs and caps.

ORFS male / swivel Female with blanking Plugs and caps.

Minimess® Monster Junior Kit Contents

Upper Layer (Removable Tray 1)



- | | |
|--|---|
| <p>1 Minimess 1620 test point G1/8" BSP male.</p> <p>2 Minimess 1620 test point G1/4" BSP male.</p> <p>3 Minimess 1620 test point M10x1 male.</p> <p>4 Minimess 1620 test point 1/4" NPT male.</p> <p>5 Minimess 1620 test point 9/16"-18 UNF male.</p> <p>6 5/8" BSF test plug (JCB) to Minimess 1620 test point adaptor (x2).</p> <p>7 Diagnostic flat-faced quick release to Minimess 1620 test point adaptor (x2).</p> <p>8 Diagnostic quick release with internal probe (Hitachi & Komatsu) to Minimess 1620 test point adaptor (x2).</p> | <p>9 Diagnostic quick release with internal probe (Volvo & Hiab) to Minimess 1620 test point adaptor (x2).</p> <p>10 Minimess 1215 female to Minimess 1620 male adaptor (x2).</p> <p>11 Minimess 1615 female to Minimess 1620 male adaptor (x2).</p> <p>12 Minimess 1620 female to G1/4" BSP female gauge adaptors (x2).</p> <p>13 Minimess 1620 test point M10x1.25 male.</p> |
|--|---|

Minimess® Monster Junior Kit Contents

Bottom Layer (Fixed Tray 2) & Case Lid



- 1 3/8" BSP male/swivel female test tee with Minimess 1620 test point. 3/8" BSP solid plug & cap.
- 2 3/4" BSP male/swivel female test tee with Minimess 1620 test point. 3/4" BSP solid plug & cap.
- 3 1.1/4" BSP male/swivel female test tee with Minimess 1620 test point. 1.1/4" BSP solid plug & cap.

OR


- 1 9/16"-18 JIC male/swivel female test tee with Minimess 1620 test point. 9/16"-18 JIC solid plug & cap.
- 2 7/8"-14 JIC male/swivel female test tee with Minimess 1620 test point with 7/8"-14 JIC solid plug & cap.
- 3 1.5/16"-12 JIC male/swivel female test tee with Minimess 1620 test point. 1.5/16"-12 JIC solid plug & cap.

OR

- 1 11/16"-16 ORFS male/swivel female test tee with Minimess 1620 test point. 11/16"-16 ORFS solid plug & cap.
- 2 1"-14ORFSmale/swivel female test teewith Minimess 1620 test point. 1"-14ORFSsolid plug &cap.
- 3 1.7/16"-12 ORFS male/swivel female test tee with Minimess1620 test point. 1.7/16"-12 ORFS solid plug & cap.

OR

- 1 8S (M16x1.5) male/swivel female test tee with Minimess 1620 test point. 8S (M16x1.5) solid plug& cap.
- 2 12S (M20x1.5) male/swivel female test tee with Minimess 1620 test point. 12S (M20x1.5) solid plug& cap.
- 3 20S (M30x2) male/swivel female test tee with Minimess 1620 test point. 20S (M30x2) solid plug& cap.
- 4 63mm analogue pressure gauge with Minimess 1620 male connection (selectable pressure ranges).
- 5 63mm analogue pressure gauge with Minimess 1620 male connection (selectable pressure ranges).
- 6 63mm analogue pressure gauge with Minimess 1620 male connection (selectable pressure ranges). Selectable as digital pressure gauge instead of analogue if required.
- 7 Minimess1620test hoses 2.5m long. 630 bar max working pressure (x3).



Minimess® Monster Junior

Ordering Code



3x analogue gauges version

3101-L- **X** **X** **X** **.MMJ** **Z**

Replace **X** in above code with pressure gauges required from the following options:

0 = 0 to 7 bar	5 = 0 to 100 bar
1 = 0 to 14 bar	6 = 0 to 170 bar
2 = 0 to 28 bar	7 = 0 to 280 bar
3 = 0 to 40 bar	8 = 0 to 400 bar
4 = 0 to 70 bar	9 = 0 to 700 bar

All pressure gauges have dual bar /psi scale. ±1.6% acc.
Special gauge ranges available on request.

Replace **Z** in above code for male/ female in line test tee threads required. BSP 60° cone supplied as standard.

M = Metric 24° DKO
J = JIC 37°
O = ORFS

2x analogue gauges + 1x digital gauge version

3101-L- **X** **X** **D** **Y** **.MMJ** **Z**

Replace **X** in above code with pressure gauges required from the following options:

0 = 0 to 7 bar	5 = 0 to 100 bar
1 = 0 to 14 bar	6 = 0 to 170 bar
2 = 0 to 28 bar	7 = 0 to 280 bar
3 = 0 to 40 bar	8 = 0 to 400 bar
4 = 0 to 70 bar	9 = 0 to 700 bar

Replace **Y** in above code with digital pressure gauge required from the following options:

1 = -1 to 16 bar	8 = 0 to 400 bar
4 = -1 to 60 bar	9 = 0 to 600 bar
7 = 0 to 250 bar	A = 0 to 1000 bar

Datalogging digital gauge version available on request
Calibration certificates available on request.

All pressure gauges have dual bar/psi scale.±1.6% acc.
Special gauge ranges available on request.
Calibration certificates available on request.