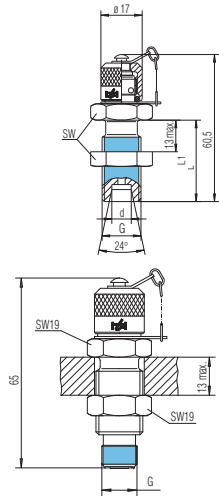


Bulkhead Adaptors

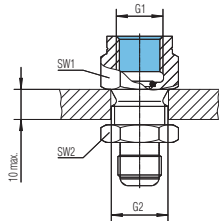
For solder free screw-in pipe connections according to DIN 2353; execution free-cutting steel 1.0718; sealing NBR



Thread <i>G</i>	p max Bar	Connection	L mm	L1 mm	SW mm	Part number
M 12 x 1.5	315	L 6	34	60.5	17	2101-04-22.90
M 14 x 1.5	315	L 8	34	60.5	19	2101-04-23.90
M 14 x 1.5	630	S 6	36	62.5	19	2101-04-24.90

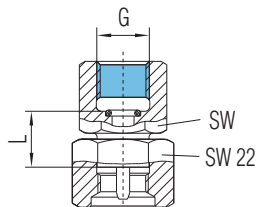
Thread <i>G</i>	p max Bar	Connection	Part number
Fixing thread 12	630	On both sides MINIMESS® - 1215 connection	2101-04-16.90

Pressure gauge connection for bulkhead fitting



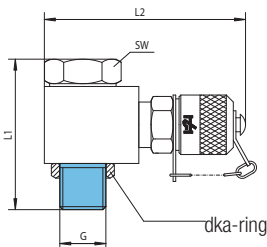
Internal thread <i>G1</i>	p max Bar	Connection <i>G2</i>	L mm (approx)	SW mm	Note	Part number
ISO 228-G 1/4	630	1215	31	19	Without return valve	2101-05-11.00
ISO 228-G 1/2	630	1215	38.5	27	Without return valve	2101-05-12.00
1/4 NPT	630	1215	-	22	Without return valve	2101-05-23.00

Pressure gauge – direct connection



Internal thread <i>G1</i>	p max Bar	L mm	SW mm	Part number
ISO 228-G ¼	630	14.5	19	2101-07-11.62
ISO 228-G ½	630	17	27	2101-07-12.62
¼ NPT	630	-	19	2101-07-23.62

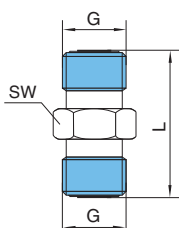
90° Swivel screw connection



Thread <i>G</i>	p max Bar	L1 mm	L2 mm	SW mm	Part number
ISO 228-G ¼	630	34.5	46	19	2115-22-14.00

Sealing on screw-in thread (hollow screw) via dka-ring, on hexagon via Gi-ring (NBR). Other options on request.

Hose adaptors



Thread <i>G</i>	p max Bar	L1 mm	SW mm	Note	Part number
ISO 228-G ¼	630	29	14	Without return valve	2146-20-00.20

Other materials, further options, sealing and screw-in threads on request.