













CUSTOMISED WATERPROOF IP67 PRESSURE SWITCHES



| ELECTRIC CONNECTION | | | | | | | |
|--|--|--|--|--|--|--|--|
| Delphi | Deutsch DT04 | Deutsch DT06 | Amp Superseal | Flying leads 4 cables | Flying leads 2 cables | Amp Integrated | M12x1 integrated |
|  |  |  |  |  |  |  |  |

| PRESSURE SWITCH | | DELPHI | DEUTSCH DT04 | DEUTSCH DT06 | AMP SUPERSEAL | FLYING LEADS 2 CABLES | FLYING LEADS 3 CABLES | FLYING LEADS 4 CABLES | AMP INTEGRATED | M12X1 INTEGRATED |
|-----------------|---|--------|--------------|--------------|---------------|-----------------------|-----------------------|-----------------------|----------------|------------------|
| PMN |  | ● | ● | ● | ● | ● | | | ● | ● |
| PM250 |  | ● | ● | ● | ● | | ● | | ● | ● |
| MS |  | ● | ● | ● | ● | | | ● | ● | ● |
| PS |  | ● | ● | ● | ● | | | ● | ● | ● |

Pressure switches must initially be set in the factory.
Other options are available on request.