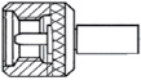
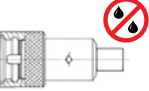
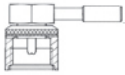

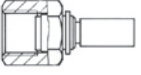

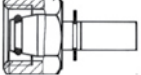
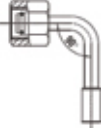


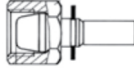




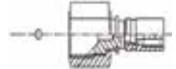


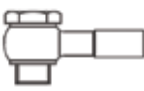


DN2 & DN4 MICROBORE HOSE ASSEMBLIES
Hose end ordering tables

Picture	Description	Hose code	DN2	DN4
	1215 swivel female with knurled nut 1615 swivel female with knurled nut 1620 swivel female with knurled nut 1604 swivel female with knurled nut HSP(5/8"BSF)swivel female with o-ring & backing ring	AA AB AC AD HSP	✓ ✓ ✓ x ✓	✓ ✓ ✓ ✓ x
	1215 swivel female with in built check valve 1615 swivel female with in built check valve 1620 swivel female with in built check valve 1604 swivel female with in built check valve	AP AQ AR AY	✓ ✓ ✓ x	x x ✓ ✓
	1215 swivel female 90° compact hex nut 1615 swivel female 90° compact hex nut 1620 swivel female 90° compact hex nut	AJ AK AL	✓ ✓ ✓	x x x
	Steck plug-in test point	AI	✓	x
	ISO228-G1/4" BSPswivel female gauge ISO228-G1/2" BSPswivel female gauge	FA FB	✓ ✓	✓ x
	ISO228-G1/4" BSPswivel female gauge 90° swept ISO228-G1/2" BSPswivel female gauge 90° swept	FC FD	✓ ✓	x x
	M12 x 1.5 (6L) Swivel Female 24° Sealing cone M14 x 1.5 (8L) Swivel Female 24° Sealing cone M16 x 1.5 (10L) Swivel Female 24° Sealing cone M18 x 1.5 (12L) Swivel Female 24° Sealing cone M14 x 1.5 (6S) Swivel Female 24° Sealing cone M16 x 1.5 (8S) Swivel Female 24° Sealing cone M18 x 1.5 (10S) Swivel Female 24° Sealing cone M20 x 1.5 (12S) Swivel Female 24° Sealing cone	CQ CR CS CT CU CV CW CX	✓ ✓ ✓ ✓ ✓ ✓ ✓ ✓	✓ ✓ ✓ ✓ ✓ ✓ ✓ ✓
	M12 x 1.5 (6L) Swivel Female 24° Sealing cone 90° Swept M14 x 1.5 (8L) Swivel Female 24° Sealing cone 90° Swept M16 x 1.5 (10L) Swivel Female 24° Sealing cone 90° Swept M18 x 1.5 (12L) Swivel Female 24° Sealing cone 90° Swept M14 x 1.5 (6S) Swivel Female 24° Sealing cone 90° Swept M16 x 1.5 (8S) Swivel Female 24° Sealing cone 90° Swept M18 x 1.5 (10S) Swivel Female 24° Sealing cone 90° Swept M20 x 1.5 (12S) Swivel Female 24° Sealing cone 90° Swept	DA DB DC DD DE DF DG DH	✓ ✓ ✓ ✓ ✓ ✓ ✓ ✓	✓ ✓ ✓ ✓ ✓ ✓ ✓ ✓

For stainless steel ends or for ends not listed, please contact us.

DN2 & DN4 MICROBORE HOSE ASSEMBLIES
Hose end ordering tables

Picture	Description	Hose code	DN2	DN4
	4mm Standpipe 6mm Standpipe 8mm Standpipe 1/4" Standpipe	BA BB BC BD	✓ ✓ ✓ ✓	✓ ✓ ✓ ✓
	6mm Standpipe 90° Swept	BG	✓ ✓ ✓	✓ ✓ ✓
	1/8" BSPswivel female 60° cone seal 1/4" BSPswivel female 60° cone seal 3/8" BSP swivel female 60° cone seal	FF DI EI	✓ ✓ x	✓ ✓ ✓
	1/4" BSPswivel female 60° cone seal 90° swept elbow	DY	✓	✓
	1/8" BSPfixed male 60° cone seal 1/4" BSPfixed male 60° cone seal	FM DM	✓ ✓	x ✓
	1/8" NPTfixed female 1/4" NPTfixed female	PF PI	✓ ✓	x ✓
	1/8" NPTfixed male 1/4" NPTfixed male	PA PB	✓ ✓	✓ x
	1/2 - 20° JICswivel female 37° Coneseal 7/16 -20° JICswivel Female37° Coneseal	MJ MK	✓ ✓	✓ x
	9/16 - 18° UNFswivel female ORFS 11/16 - 16° UNFswivel female ORFS	BM HC	✓ ✓	x x
	Banjo to suit M8 x 1 bolt Banjo to suit M10 x 1 bolt Banjo to suit 1/8" BSPbolt	ID IB IF	✓ ✓ ✓	✓ ✓ ✓
	Banjo c/w 8mm bolt Banjo c/w 10mm bolt Banjo c/w 1/8" BSPbolt	IC IA IE	✓ ✓ ✓	✓ ✓ ✓

For stainless steel ends or for ends not listed, please contact us.