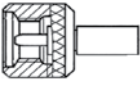
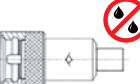

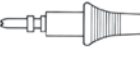
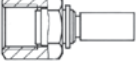

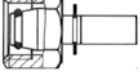



## DN2 & DN4 MICROBORE HOSE ASSEMBLIES



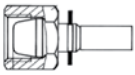




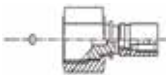
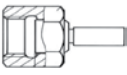


### Hose end ordering tables

| Picture  | Description  | Hose code                                    | DN2                                  | DN4                                  |
|--|--|--|--------------------------------------|--------------------------------------|
|   | 1215 swivel female with knurled nut<br>1615 swivel female with knurled nut<br>1620 swivel female with knurled nut<br>1604 swivel female with knurled nut<br>HSP (5/8"BSF) swivel female with o-ring & backing ring   | AA<br>AB<br>AC<br>AD<br>HSP                  | ✓<br>✓<br>✓<br>✓<br>x<br>✓           | ✓<br>✓<br>✓<br>✓<br>x                |
|   | 1215 swivel female with in built check valve<br>1615 swivel female with in built check valve<br>1620 swivel female with in built check valve<br>1604 swivel female with in built check valve   | AP<br>AQ<br>AR<br>AY                         | ✓<br>✓<br>✓<br>x                     | x<br>x<br>✓<br>✓                     |
|   | 1215 swivel female 90° compact hex nut<br>1615 swivel female 90° compact hex nut<br>1620 swivel female 90° compact hex nut   | AJ<br>AK<br>AL                               | ✓<br>✓<br>✓                          | x<br>x<br>x                          |
|   | Steck plug-in test point   | AI   | ✓                                    | x                                    |
|                  | ISO228-G1/4" BSP swivel female gauge<br>ISO228-G1/2" BSP swivel female gauge   | FA<br>FB                                     | ✓<br>✓                               | ✓<br>x                               |
|  | ISO228-G1/4" BSP swivel female gauge 90° swept<br>ISO228-G1/2" BSP swivel female gauge 90° swept   | FC<br>FD                                     | ✓<br>✓                               | x<br>x                               |
|   | M12 x 1.5 (6L) Swivel Female 24° Sealing cone<br>M14 x 1.5 (8L) Swivel Female 24° Sealing cone<br>M16 x 1.5 (10L) Swivel Female 24° Sealing cone<br>M18 x 1.5 (12L) Swivel Female 24° Sealing cone<br>M14 x 1.5 (6S) Swivel Female 24° Sealing cone<br>M16 x 1.5 (8S) Swivel Female 24° Sealing cone<br>M18 x 1.5 (10S) Swivel Female 24° Sealing cone<br>M20 x 1.5 (12S) Swivel Female 24° Sealing cone   | CQ<br>CR<br>CS<br>CT<br>CU<br>CV<br>CW<br>CX | ✓<br>✓<br>✓<br>✓<br>✓<br>✓<br>✓<br>✓ | ✓<br>✓<br>✓<br>✓<br>✓<br>✓<br>✓<br>✓ |
|   | M12 x 1.5 (6L) Swivel Female 24° Sealing cone 90° Swept<br>M14 x 1.5 (8L) Swivel Female 24° Sealing cone 90° Swept<br>M16 x 1.5 (10L) Swivel Female 24° Sealing cone 90° Swept<br>M18 x 1.5 (12L) Swivel Female 24° Sealing cone 90° Swept<br>M14 x 1.5 (6S) Swivel Female 24° Sealing cone 90° Swept<br>M16 x 1.5 (8S) Swivel Female 24° Sealing cone 90° Swept<br>M18 x 1.5 (10S) Swivel Female 24° Sealing cone 90° Swept<br>M20 x 1.5 (12S) Swivel Female 24° Sealing cone 90° Swept | DA<br>DB<br>DC<br>DD<br>DE<br>DF<br>DG<br>DH | ✓<br>✓<br>✓<br>✓<br>✓<br>✓<br>✓<br>✓ | ✓<br>✓<br>✓<br>✓<br>✓<br>✓<br>✓<br>✓ |

For stainless steel ends or for ends not listed, please contact us.

## DN2 & DN4 MICROBORE HOSE ASSEMBLIES

### Hose end ordering tables

| Picture   | Description  | Hose code            | DN2              | DN4              |
|---|--|----------------------|------------------|------------------|
|    | 4mm Standpipe<br>6mm Standpipe<br>8mm Standpipe<br>1/4" Standpipe  | BA<br>BB<br>BC<br>BD | ✓<br>✓<br>✓<br>✓ | ✓<br>✓<br>✓<br>✓ |
|    | 6mm Standpipe 90° Swept  | BG                   | ✓<br>✓<br>✓      | ✓<br>✓<br>✓      |
|    | 1/8" BSP swivel female 60° cone seal<br>1/4" BSP swivel female 60° cone seal<br>3/8" BSP swivel female 60° cone seal | FF<br>DI<br>EI       | ✓<br>✓<br>x      | ✓<br>✓<br>✓      |
|    | 1/4" BSP swivel female 60° cone seal 90° swept elbow   | DY                   | ✓                | ✓                |
|   | 1/8" BSP fixed male 60° cone seal<br>1/4" BSP fixed male 60° cone seal   | FM<br>DM             | ✓<br>✓           | x<br>✓           |
|  | 1/8" NPT fixed female<br>1/4" NPT fixed female   | PF<br>PI             | ✓<br>✓           | x<br>✓           |
|  | 1/8" NPT fixed male<br>1/4" NPT fixed male   | PA<br>PB             | ✓<br>✓           | ✓<br>x           |
|  | 1/2 - 20" JIC Swivel female 37° Cone seal<br>7/16 - 20" JIC Swivel Female 37° Cone seal                              | MJ<br>MK             | ✓<br>✓           | ✓<br>x           |
|  | 9/16 - 18" UNF swivel female ORFS<br>11/16 - 16" UNF swivel female ORFS  | BM<br>HC             | ✓<br>✓           | x<br>x           |
|  | Banjo to suit M8 x 1 bolt<br>Banjo to suit M10 x 1 bolt<br>Banjo to suit 1/8" BSP bolt                               | ID<br>IB<br>IF       | ✓<br>✓<br>✓      | ✓<br>✓<br>✓      |
|  | Banjo c/w 8mm bolt<br>Banjo c/w 10mm bolt<br>Banjo c/w 1/8" BSP bolt   | IC<br>IA<br>IE       | ✓<br>✓<br>✓      | ✓<br>✓<br>✓      |

For stainless steel ends or for ends not listed, please contact us.